



Shenzhen Yake LED TECH Co., LIMITED.

2IN1 Led Video Processor

MVB4S Product Specifications



1 Product Overview

Product Introduction

MVB4S is an easy-to-operate and feature-rich device that specially developed for LED displays. It supports high-definition multiple-type interface input, integrates professional display control technology and powerful video processing capabilities, and it simplifies the scene environment to build a video processor. Using high-performance image processing chip; with advanced interlaced image adaptive processing technology and ultra-clear noise reduction engine, eliminating video image motion smearing and jagged phenomenon, the video image enhancement technology makes the image clearer and more detailed, rich in details, and full of colors , Image quality is stable

Product Features

- *It has 4 channels of gigabit network port output to directly connect to the receiving card, simplifying the on-site environment construction.*
- *It is not necessary to debug the display screen through a computer, and the display screen can be simply debugged using MVB4S.*
- *The USB ports on the front and rear panels support USB playback, plug and play.*
- *The input channel can be switched seamlessly.*

Application Scenarios

It is suitable for many application scenarios such as small and medium-sized LED displays in shopping malls, hotels, exhibitions, TV studios, etc.

2 Function Introduction

- *It supports USB play, the video and picture could be played together.*
- *It supports 3 zoom modes: Full Screen Zoom, Point-to-Point Display and Custom Zoom.*
- *It supports seamless switching or fade-in and fade-out between multiple signal input channels to enhance and present professional-quality presentation pictures.*
- *It supports the quick screen connection, with very simple operation, the screen configuration could be completed.*
- *The intuitive LCD display interface on the front panel and clear button light prompts simplify the control operation of the system.*
- *It support to create 8 user scenes as templates, save them and call them directly, which is convenient to use.*
- *It supports 4 Ethernet Port Outputs, the maximum loading capacity could reach up to 2.5 million pixels.*
- *It supports to adjust the positions and sizes of the window and also the window capture function is supported.*
- *It supports external independent audio input and output.*
- *The output resolution could be user defined(custom the resolution)*
- *The Input EDID could be user defined (customized)*
- *It supports the synchronous switching of the video and audio.*
- *It supports the switching of the partial or Full Screen.*


3 Product Parameters

Basic Parameters

<i>Loading Capacity</i>	<i>1 Network Port</i>	<i>650 thousand pixels</i>
	<i>1 unit (entire unit)</i>	<i>2.5 million pixels</i>
<i>Output Resolution</i>	<i>1、 The pixels should be controlled within 2.5 million. 2 、 when the number of the horizontal pixels exceeds 1920,then the number of the vertical pixels must be within 1080. 3 、 When the number of vertical pixels exceeds 1080, then the number of the horizontal pixels must be within 1080. 4、 widest:3840/ highest:1920 5 、 When the horizontal pixels exceeds 1920, the pixel to pixel of the EDID category is not supported, only the pixel to pixel of the captured category is supported, if you wanna have a full screen, then you will get a zoom effect.</i>	
<i>Input Resolution</i>	<i>Maximum Resolution: 1920X1080@60HZ</i>	

Hardware Introduction

Front Panel

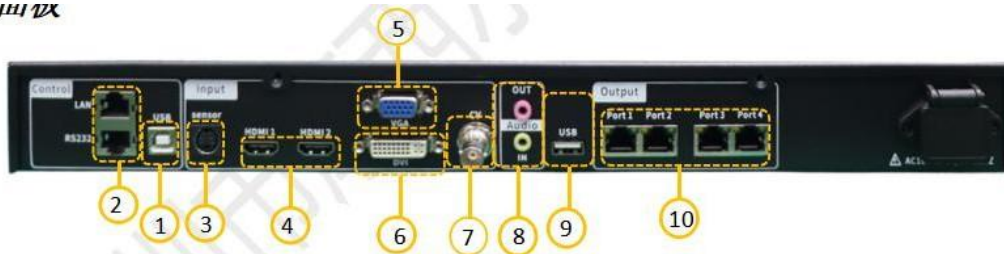


#	Name	Illustration
1	ON/OFF	Power On/Off
2	LCD Indicator	To show the current status of the device and to set the menu item parameters
3	Rotating Knob	When it's in the Main Interface, Press the Knob to enter the Menu Operation Interface. When in the Menu Operation Interface, rotate the knob to select the menu, press the knob to select the current menu or enter sub-menu After selecting the menu with parameters, turn the knob to adjust the parameters. After the adjustment is complete, press the knob to confirm the application
4	Esc	ESC/Cancel the current menu or operation
5	SCALE	Short Key for Full Screen Scale
6	HDMI	Input Source Key Illustration: HDMI : HDMI Source Input Key , When it's on U disk play, reuses as "▶ ", pause or play the file. DVI: DVISource Input Key, When it's on U disk play, reuses as "◀◀", Select to play the previous file. VGA : VGA Source Input Key , When it's on U disk

	<p><i>play, reuses as “▶▶” , Select to play next file. USB: External Media Play, U Disk Source Input , When it's on U disk play, reuses as “■” , to PAUSE.</i></p> <p><i>CVBS: CVBS Source Input Key</i></p> <p><i>The state of the signal input source:</i></p> <p><i>The indicator light is long on to indicate that the signal source is connected and in use.</i></p> <p><i>The blinking indicator indicates that the interface is in use but there is no signal source.</i></p> <p><i>When the indicator light is off, it means that the signal source is not used.</i></p>
--	--

Backside Panel

背面接口




Input Interface			
#	Interface	QTY	Illustration
3	sensor	1	Sensor Port
4	HDMI	2	HDMI1.3 Standards , maximum supports 1920×1080@60Hz resolution. Video Source Input , Downwards Compatible.it supports HDCP1.4。
5	VGA	1	Maximum supports 1920x1080@60Hz resolution video source input, downwards compatible.
6	DVI	1	VESA Standards.Maximum supports 1920×1080@60Hz resolution video source input , downwards compatible.
7	CVBS	1	PAL/NTSC standards video source input.
8	AUDIO IN	1	3.5mm Audio Input.
9	USB	1	1×USB 2.0 Port, to connect to the U Disk, it supports 1080p@30fps Video File. U Disk File Format Supported:NTFS 、 FAT32 and FAT16, exFAT (FAT64) is not supported. Image Format: jpg、jpeg、png and bmp。 Video Code : MPEG1/2 , MPEG4 , Sorenson H.263 , H.263 , H.264(AVC1), H.265(HEVC), RV30/40, Divx, Xvid。

MVB4SPro Video Processor Specification

<http://www.ykledisplay.com>



SHENZHEN YAKE LED TECH CO.,LIMITED.

			<i>Video bit rate: 4000 or less. Audio Coding: MPEG1/2 Layer I , MPEG1/2 LayerII , MPEG1/2 Layer III, AAC-LC, VORBIS, PCM and FLAC.</i>
<i>Output Interface</i>			
#	Interface	QTY	Illustration
7		4	<i>4x Ethernet Output Ports , connect to the receiving card.</i>
8	AUDIO OUT	1	<i>3.5mm Audio Port It supports audio output channel: 3.5mm audio port、HDMI、USB</i>
<i>Control Interface</i>			
#	Interface	QTY	Illustration
1	USB-B	1	<i>USB debugging port</i>
2	RS232	1	<i>debugging serial port</i>
	LAN	1	<i>Ethernet port</i>

MVB4SPro Video Processor Specification

<http://www.ykledisplay.com>

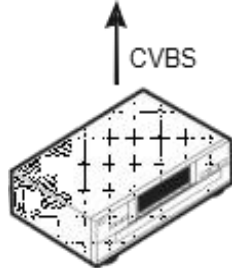
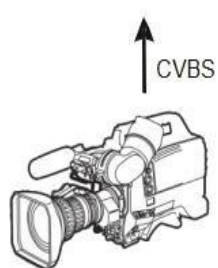
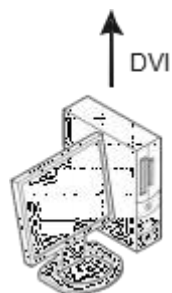


SHENZHEN YAKE LED TECH CO.,LIMITED.

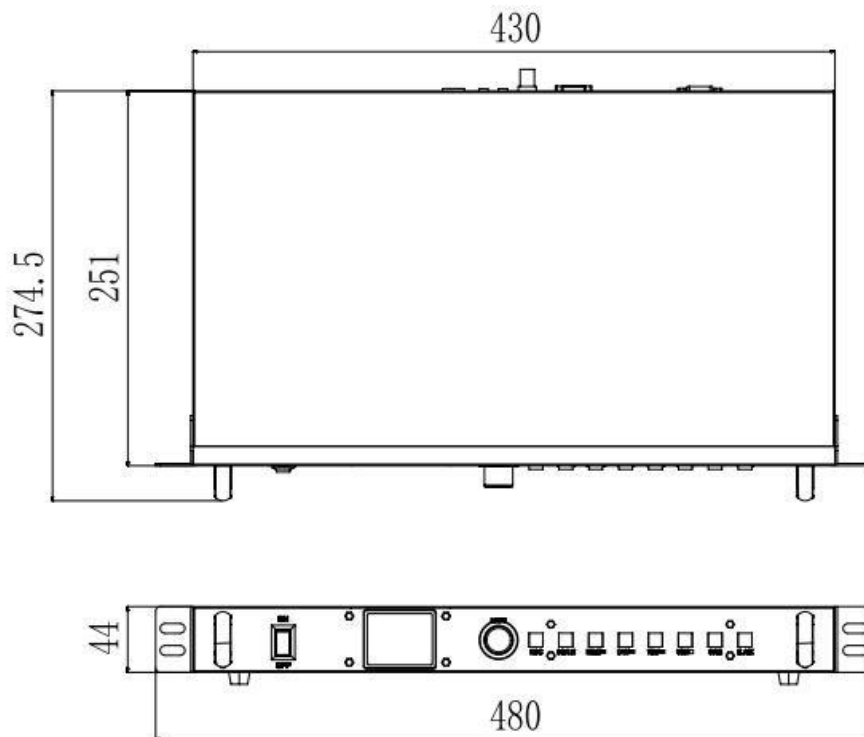
Application scenarios:



Network Cable



Dimensions:



4Product Specifications

Specifications

<i>Electric Parameters</i>	<i>Input Voltage</i>	<i>AC-100-240V-50/60HZ</i>
	<i>Rated Power</i>	<i>11W</i>
<i>Operating Environment</i>	<i>Operating Temperature</i>	<i>-0°C - 45°C</i>
	<i>Operating Humidity</i>	<i>10%RH-80%RH No Solidification</i>
<i>Dimensions</i>	<i>430 x 251 x 44 mm(Length x Width x Height)</i>	

Precautions

- 1. High voltage danger: The working voltage of this product is AC -100V~240V.*
- 2. It is forbidden to immerse conductive objects such as liquids and metal fragments into the equipment to avoid safety accidents.*
- 3. Please use the equipment in a dry and clean environment.*